



○ G2 G3 G4 E1 E3 CR C7 C9 M11 N14

**095000-5480** Common Rail Diesel Injector Technical File

**SKU: Z1L30950005480**



○ 0445110 0445120 320D

# COMMON RAIL DIESEL INJECTOR

## 095000-5480 Common Rail Diesel Injector Technical File

# Content

1. 095000-5480 Common Rail Diesel Injector Introduction .....	3
1.1. 095000-5480 Common Rail Diesel Injector Basic Information .....	3
1.2. 095000-5480 Common Rail Diesel Injector Common Part Number .....	3
1.3. 095000-5480 Common Rail Diesel Injector Part Number Common Writing .....	3
1.4. 095000-5480 Common Rail Diesel Injector Parameter .....	3
1.5. 095000-5480 Common Rail Diesel Injector Customized Service .....	3
1.6. 095000-5480 Common Rail Diesel Injector Packing List and Package Size .....	4
1.7. 095000-5480 Common Rail Diesel Injector Quality Control .....	6
1.8. 095000-5480 Common Rail Diesel Injector Testing Standard and Certificate .....	6
1.9. 095000-5480 Common Rail Diesel Injector Warranty Instructions .....	7
2. 095000-5480 Common Rail Diesel Injector Technical Support .....	8
2.1. 095000-5480 Common Rail Diesel Injector Part Number Location .....	8
2.2. 095000-5480 Common Rail Diesel Injector Application Scenarios .....	8
2.3. 095000-5480 Common Rail Diesel Injector Installation Precautions .....	9
2.4. Reasons For 095000-5480 Common Rail Diesel Injector Not Working Normally .....	9
2.5. Causes of 095000-5480 Common Rail Diesel Injector Being Damaged .....	10
2.6. 095000-5480 Common Rail Diesel Injector Storage Standard .....	10
2.7. 095000-5480 Common Rail Diesel Injector Technical Support Obtaining Methods .....	11
3. 095000-5480 Common Rail Diesel Injector Purchase and Delivery .....	11
3.1. 095000-5480 Common Rail Diesel Injector Purchase Payment Terms .....	11
3.2. 095000-5480 Common Rail Diesel Injector Main Sales Markets .....	11
3.3. 095000-5480 Common Rail Diesel Injector Declaration Requirements .....	11
3.4. 095000-5480 Common Rail Diesel Injector Shipping Ways .....	11
3.5. 095000-5480 Common Rail Diesel Injector Lead time .....	11
3.6. 095000-5480 Common Rail Diesel Injector Logistics Time for Destination Out of China's Areas ...	12
3.7. 095000-5480 Common Rail Diesel Injector Packing .....	12
4. Company Information .....	13
4.1. Company Introduction .....	13
4.2. Contact Information .....	14
5. Copyright Statement .....	14

## 095000-5480 Common Rail Diesel Injector Technical File

### 1. 095000-5480 Common Rail Diesel Injector Introduction

#### 1.1. 095000-5480 Common Rail Diesel Injector Basic Information

Title	095000-5480 Common Rail Diesel Injector G2 Series Re-manufactured
SKU	Z1L30950005480

#### 1.2. 095000-5480 Common Rail Diesel Injector Common Part Number

##### (1) Common Rail Diesel Injector Exchange Information

Common Rail Diesel Injector Part Number	Compatible Number	Compatible Number
095000-5480	/	/

##### (2) Common Rail Diesel Injector Application Information

Common Rail Diesel Injector Part Number	Car Model	Car Model
095000-5480	/	/

##### (3) Common Rail Diesel Injector Matching Information

Vehicle Brand	Car Model	Engine Model	Production Date
JOHN DEERE	TRACTOR	6068	0306

#### 1.3. 095000-5480 Common Rail Diesel Injector Part Number Common Writing

095000-5480, 095000-5481, 095000-5482, 095000-5483, 095000-5484, 095000-5485, 095000-5486, 095000-5487, 095000-5488, 095000-5489, 095000-548#, 0950005480, 0950005481, 0950005482, 0950005483, 0950005484, 0950005485, 0950005486, 0950005487, 0950005488, 0950005489, 095000548#

#### 1.4. 095000-5480 Common Rail Diesel Injector Parameter

Adaptation System: [Common Rail System](#)

Common Rail Diesel Injector Series: [G2 Series](#)

Common Rail Diesel Injector Type: [Electromagnetic Common Rail Diesel Injector](#)

Applicable For Vehicle: [HINO](#)

Common Rail Diesel Injector Size: [22cm\\*8 cm \\*4 cm](#)

Common Rail Diesel Injector Net Weight: [0.8kg](#)

Common Rail Diesel Injector Gross Weight: [0.9kg](#)

Common Rail Diesel Injector Quality: [Re-manufactured](#)

Common Rail Diesel Injector Package Size: [24cm\\*12 cm \\*6 cm](#)





Common Rail Diesel Injector Type: [Common Rail Diesel Injector](#)

Common Rail Diesel Injector MOQ: [4 Pieces](#)

#### 1.5. 095000-5480 Common Rail Diesel Injector Customized Service

(1) Common Rail Diesel Injector Customized Service Coverage: Meet the customized needs of OEM

manufacturers for shell lettering, logo engraving, common rail diesel injector internal packaging, common rail diesel injector external packaging and labels customized, etc.

No.	1	2	3	4
Image				
Name	Common Rail Diesel Injector Nozzle Engraving	Common Rail Diesel Injector House's Lettering	Common Rail Diesel Injector Solenoid Valve Engraving	Common Rail Diesel Injector Box And Label

## (2) Common Rail Diesel Injector Customized Service Requirements:

The purchase of [customized common rail diesel injectors](#) are not less than **10 pieces**.







The purchase of [customized common rail diesel injector packages](#) are no less than **1000 pieces**.

When the customized products involve the need of specify logo, the OEM manufacturer is asked to provide trademark authorization and the sample of logo image file.

**⚠ Once the customized common rail diesel injector is sold, it cannot be returned or exchanged if there is no quality problems.**

## 1.6. 095000-5480 Common Rail Diesel Injector Packing List and Package Size

### (1) Common Rail Diesel Injector Spare Parts List

No.	1	2	3
Image			
Name	Common Rail Diesel Injector Assy	O-ring	Nozzle Cover Cap
Description	Common rail diesel injector part number <a href="#">095000-5480</a>	Ensure to meet the standard of the sealing performance between the common rail diesel injector and the engine	Protect nozzle holes from being polluted and blocked
No.	4	5	6
Image			
Name	Common Rail Diesel Injector Shell Protective Cover	Oil Return Protective Cover	Nozzle Gasket

<b>Description</b>	Protect the oil inlet hole from being polluted and blocked	Prevent the oil return from dust and being damaged	To ensure the tight fit between the common rail diesel injector cap end and the engine
<b>No.</b>	7	8	9
<b>Image</b>			
<b>Name</b>	Bubble Bag	Common Rail Diesel Injector Packing Box	VCI Anti-rust Bag
<b>Description</b>	Prevent the common rail diesel injector from being damaged by external forces	Package for common rail diesel injector and common rail diesel injector accessories	Prevent common rail diesel injector from rusting

⚠ Minors are forbidden to use the common rail diesel injector assembly, O-ring, gasket, nozzle protective cover, common rail diesel injector house protective cover, solenoid valve protective cover, VCI anti-rust bag, and air bubble bag to avoid personal injury.

⚠ O-ring and gasket are disposable installation accessories, and need to be replaced for re-installation.

⚠ The nozzle protective cover, the common rail diesel injector house protective cover, and the solenoid valve protective cover are recyclable accessories that can be reused.

⚠ VCI anti-rust bags and bubble bags are non-degradable materials, please dispose of them properly after using.

⚠ The common rail diesel injector and the installation parts should be coated with appropriate sealing oil during installation.

## (2) Common Rail Diesel Injector Box Size



Pic No.1

No.	Name	Common Rail Diesel Injector Package Size (cm)
1	Common Rail Diesel Injector Box	24*12*6



## 1.7. 095000-5480 Common Rail Diesel Injector Quality Control

### (1) Common Rail Diesel Injector Testing

All common rail diesel injectors are tested for electrical characteristics, accuracy, high temperature, low temperature, withstand voltage, leakage, durability, and various working conditions.

### (2) Common Rail Diesel Injector Assembling

For quality control during the production and installation process of common rail diesel injectors, our company strictly follows the standard product installation data and product installation steps for installation and testing, such as common rail diesel injector stroke test, common rail diesel injector solenoid valve tightening torque test, common rail diesel injector nozzle tightening torque test, etc.

### (3) Common Rail Diesel Injector Inspection

The factory inspection of the common rail diesel injector is undergone full inspection, random inspection, and batch inspection three inspections. Different brands of test benches are used to test the same common rail diesel injector for more than three times for factory inspection, and the common rail diesel injector installation and test environment are progressed in dust-free workshop.

## 1.8. 095000-5480 Common Rail Diesel Injector Testing Standard and Certificate

We can provide the factory quality inspection test report of each common rail diesel injector to ensure that each common rail diesel injector delivered meets the engine performance indicators.

BOTEN		测试报告		4.05.2019 10:42:09	
企业名称: _____ 电话: _____ 地址: _____ 传真: _____ 检测人: _____ 客户地址: _____ 检测单位: _____ 电话: _____ 客户姓名: _____ 传真: _____ 检测描述: _____ 检测名称: 检测器 型号-零件号: _____ 检测商: _____					
<b>检测结果</b>					
检测器型号: C095000-5480					
检测项目	检测结果	标准值	公差	检测结果	合格/不合格
LEAK TEST:	0.0	0.0	0.0	0.0 ± 0.0	✓
Back:	0.0	0.0	0.0	0.0 ± 0.0	✓
WIPER:	0.0	0.0 ± 0.0	0.0	0.0 ± 0.0	✓
Max:	0.0	0.0 ± 0.0	0.0	0.0 ± 0.0	✓
TL:	0.0	0.0 ± 0.0	0.0	0.0 ± 0.0	✓
LL:	0.0	0.0 ± 0.0	0.0	0.0 ± 0.0	✓
VE:	0.0	0.0 ± 0.0	0.0	0.0 ± 0.0	✓
检测日期: _____ 检测人: _____ <input type="checkbox"/> 合格 <input type="checkbox"/> 不合格					

Pic No.2

## 1.9. 095000-5480 Common Rail Diesel Injector Warranty Instructions

### (1) Product Warranty Conditions and Instructions

It is necessary to provide pictures, videos, or test reports detected by the common rail diesel injector inspection equipment as evidence to feed back to the salesman when the common rail diesel injector is abnormal during using.

Abnormal conditions are properly explained such as: 1.Smoke, 2. Engine shake, 3. Difficulty starting the engine, 4. Engine noise, 5. oil leakage etc.

### (2) Common Rail Diesel Injector Warranty Coverage

Within 15 days after customer receives the 095000-5480 common rail diesel injector, if there is a performance failure and the product has no appearance damage, customer can choose to replace it or repair it;

If the 095000-5480 common rail diesel injector has performance problems during the warranty period (6-12 months), and it is confirmed that it is product's problems after testing, you can contact our salesmen to replace the same model or a reworked product with the same performance for free;

If the common rail diesel injector house has obvious scratches, it can only be repaired and it will be returned as it is if the product is confirmed to be fault-free.

**⚠ Tips: For products not covered by warranty, our company can provide paid maintenance services. For products after paid repaired, the same performance problem will have a free warranty period within 3 months from the date of repairing.**

### (3) Common Rail Diesel Injector Out of Warranty Coverage

- ① The warranty period has expired.
- ② Common rail diesel injector failure caused by high temperature, high pressure, humidity, rain and snow, saline-alkali land, earthquake, and used in abnormal environment.
- ③ Customer disassembles or repairs the common rail diesel injector personally resulting in damage to the common rail diesel injector.
- ④ Common rail diesel injector damage caused by man-made reasons (throwing, strong magnetic field magnetization, set fire).
- ⑤ Common rail diesel injector failure or common rail diesel injector damage caused by non-common rail diesel injector design, technology, manufacturing, quality and other issues.
- ⑥ Common rail diesel injector failure due to system pressure exceeding system approved pressure.
- ⑦ Common rail diesel injector failure caused by system voltage exceeding approved voltage.
- ⑧ Common rail diesel injector failure caused by impurities (water, lead, aluminum powder, iron powder, sulfide) in the system fuel exceeding the standard requirements.
- ⑨ Common rail diesel injector failure caused by not installing according to the tightening torque specified in the vehicle engine maintenance manual (the tightening torque is too large or too small).
- ⑩ Common rail diesel injector failure caused by not following the installation angle specified in the vehicle engine maintenance manual.
- 11 Common rail diesel injector failure caused by not following the cleaning requirements specified in the vehicle engine maintenance manual.
- 12 Common rail diesel injector failure caused by failure to replace consumable parts as specified in the vehicle engine maintenance manual.
- 13 Common rail diesel injector failure caused by not complying with the intake system fit clearance

and exhaust system fit clearance requirements specified in the vehicle engine maintenance manual.

14 Failure to replace the consumable parts and the fitting clearance of the oil inlet system pipeline and the common rail diesel injector connection in accordance with the fuel intake system specified in the vehicle engine maintenance manual.

## 2. 095000-5480 Common Rail Diesel Injector Technical Support

### 2.1. 095000-5480 Common Rail Diesel Injector Part Number Location

E.g.: See the common rail diesel injector part number as follows:

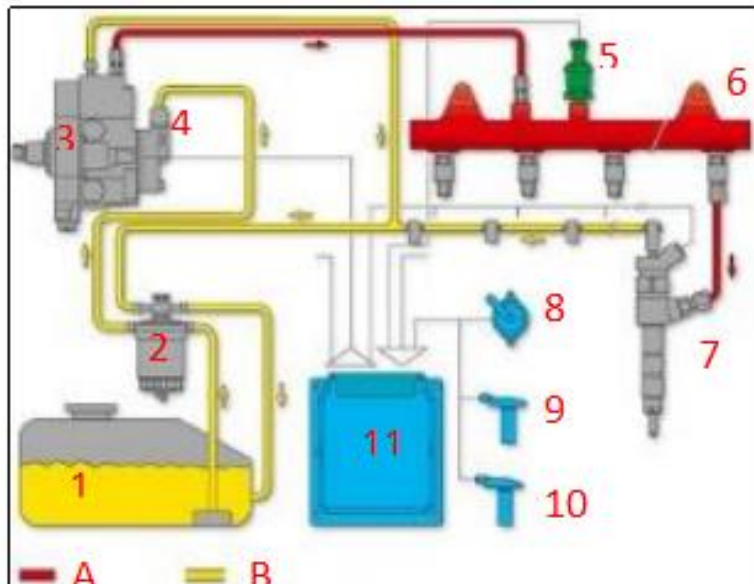


Pic No.3

No.	Name
A	Brand, logo, part number, series number
B	Nozzle part number

### 2.2. 095000-5480 Common Rail Diesel Injector Application Scenarios

Common rail system is an oil supply method refers to the Fuel oil from the fuel tank sucked out by the gear pump through the oil-water separator and the gear pump to Fuel fine filter, high-pressure pump, common rail pipe, and common rail diesel injector, all together with the closed-loop fuel supply system composed of sensors and ECU that completely separates the generation of injection pressure and the injection process from each other.



Pic No. 4

No.	Name	No.	Name	No.	Name
1	Tank	6	Common Rail Pipe	11	ECU Electronic Control Unit



2	Fuel Filter	7	Common Rail Diesel Injector	A	High Pressure Oil Circuit
3	High-Pressure Pump	8	Accelerator Pedal	B	Low Pressure Oil Circuit
4	Fuel Gear Pump	9	Engine Crankshaft Sensor	/	/
5	Common Rail Pressure Sensor	10	Camshaft Sensor	/	/

### 2.3. 095000-5480 Common Rail Diesel Injector Installation Precautions

- (1) The replacement of the common rail diesel injector must strictly follow the electrical system, the approved pressure of the low-pressure fuel intake system, the approved pressure of the high-pressure fuel circuit system, and fuel system replacement consumables requirements (including the low-pressure fuel circuit system filter and the high-pressure fuel circuit) specified in the vehicle engine maintenance manual;
- (2) Replacement of wearing parts of the fuel system, cleaning requirements for the connection between the fuel system and the common rail diesel injector, the fitting clearance of the common rail diesel injector connection, the installation angle and tightening torque of the common rail diesel injector, the fitting clearance of the intake system, and the fitting clearance of the exhaust system to ensure the service life of the engine and the normal operation of the common rail diesel injector.
- (3) When installing the common rail diesel injector on the engine, it is necessary to clean the engine block, cylinder head and other parts connected to the common rail diesel injector, and ensure that there is no dust, carbon deposits, water, rust spots, etc.
- (4) Before installing, check whether the common rail diesel injector nozzle gasket has been replaced and installed on the common rail diesel injector.
- (5) When installing the common rail diesel injector, apply lubricant between the common rail diesel injector, fuel nozzle sealing gasket and O-ring.
- (6) Failure to replace the gasket with a new one may result in: deformation of the tight cap of nozzle, deformation of nozzle, deformation of nozzle orifice, oil leakage and air leakage, which will cause serious damage to the common rail diesel injector and nozzle to break and cause damage to the engine.
- (7) When installing the common rail diesel injector on the engine, please carefully check the components related to the installation of the common rail diesel injector, such as the common rail diesel injector pressure plate, screw, common rail diesel injector rod and other accessories are not deformed, and install it in strict accordance with the operation steps of the engine maintenance manual.
- (8) It is forbidden to operate the bare common rail diesel injector for a long time in an environment with serious dust pollution and corrosion to iron products.
- (9) It is forbidden to operate the bare common rail diesel injector for a long time in a strong magnetic field environment.

### 2.4. Reasons For 095000-5480 Common Rail Diesel Injector Not Working Normally

- (1) There is air in the oil circuit of the engine fuel system.
- (2) Vehicle oil pump oil supply system is not normal.
- (3) Engine common rail system oil leakage or pressure limiting valve is damaged.
- (4) There is a short circuit, cutting out and poor contact in the wiring harness connected to the common rail diesel injector of the vehicle.
- (5) The long-term placement of the common rail diesel injector causes the anti-rust oil to solidify, and the internal components are stuck or the oil holes are blocked.

▲ Before installing, carefully check whether other components in the common rail system except the

common rail diesel injector is damaged so as to prevent the common rail diesel injector from not working properly after being replaced.

## 2.5. Causes of 095000-5480 Common Rail Diesel Injector Being Damaged

- (1) Failure to operate correctly according to the engine maintenance manual during disassembly and assembly resulted in damage to the common rail diesel injector.
- (2) The fuel used for the vehicle does not meet the standard, causing damage to the common rail diesel injector, such as: the water content in the fuel oil exceeds the standard, iron powder, aluminum powder, sulfide impurities exceed the standard, etc.
- (3) The engine is not regularly maintained according to the engine maintenance manual (please refer to the vehicle maintenance manual for the maintenance mileage). For example, failure to replace the lubricating oil of the engine system for a long time will cause abnormal wear of the engine, excessive exhaust gas volume or a large amount of carbon deposits inside the engine. The filter is not replaced during maintenance or the replaced filter cannot reach the original filter standard. All above reasons can cause damage to the common rail diesel injector.
- (4) The abrasion of the oil pump produces iron powder and aluminum powder enter the CR Fuel injector and cause damage to the common rail diesel injector.
- (5) The deformation and abrasion of fuel tank result in iron powder or aluminum powder entering the common rail diesel injector and causing damage to the common rail diesel injector.
- (6) The common rail diesel injector is damaged due to replacement or adjustment of the relevant parts of the common rail diesel injector. For example, the valve clearance does not meet the standard after the engine is repaired, the replacement or modification of the wiring harness connected to the common rail diesel injector fails to meet the original standard.
- (7) The engine is overheated and overloaded for a long time working results in damage to the common rail diesel injector.
- (8) The common rail diesel injector will be damaged naturally at the end of its working life.
- (9) The common rail diesel injector is magnetized (common rail diesel injector parts' magnetic exceeded) causing the common rail diesel injector to not work properly.

**▲ Before replacing the common rail diesel injector, please check the engine parts carefully according to the engine maintenance manual to avoid the common rail diesel injector being damaged again after replacement.**

## 2.6. 095000-5480 Common Rail Diesel Injector Storage Standard

### (1) Choose a Suitable Storage Place

The warehouse and cargo yard where the common rail diesel injector is stored should be kept clean and dry, and away from the factory buildings that generate harmful gases and dust; do not mix with acid, alkali, salt and other substances; the storage place should have a good drainage system; the cargo yard should be flattened with gravel or furnace ash etc. to enhance the water permeability of the surface layer to keep the reservoir area dry.

### (2) Strict Requirements of Warehousing

Strict inspections should be carried out when the common rail diesel injectors are put into storage, the surface cleaning work should be done well to remove water traces, oil stains, ash and other dirt, remove the rust and do anti-rust treatment in time. Packaged common rail diesel injectors must be protected from damage.

### (3) Keep The Warehouse Dry And Preventing Moisture

The relative humidity is usually below 70% for the common rail diesel injectors placed in the room, and the corrosion of the common rail diesel injectors is significantly reduced.

Common rail diesel injectors must be stored in the warehouse, and they are forbidden to store in the same warehouse with commodities with high water content.

#### 1) Stack Properly

▲ After the common rail diesel injector is exposed to rain, the corrosion rate will increase significantly. The purpose of sealing is to isolate the common rail diesel injector from rainwater and humid air, so the warehouse window should be checked in time to avoid rainwater entering the warehouse.

If the common rail diesel injector package is damaged, it should be repaired or replaced; when the package is damp, the packaging material should be dried; if the original anti-corrosion and oil applied at the factory is found to be damaged or dried up, it should be cleaned and re-applied oil in time.

▲ It is forbidden to leave the common rail diesel injector exposed in the air for a long time.

▲ It is forbidden to store acid, alkali, salt and other substances together with the common rail diesel injector.

▲ The unpacked common rail diesel injector must be rust-proof during secondary storage.

### 2.7. 095000-5480 Common Rail Diesel Injector Technical Support Obtaining Methods

(1) Common Rail Diesel Injector Technical File: <https://www.commonrildieselinjector.com/download/>

(2) Common Rail Diesel Injector Videos: <https://www.commonrildieselinjector.com/videos/>

(3) Common Rail Diesel Injector Encyclopedia:  
<https://www.commonrildieselinjector.com/category/news/encyclopedia/>

### 3. 095000-5480 Common Rail Diesel Injector Purchase and Delivery

#### 3.1. 095000-5480 Common Rail Diesel Injector Purchase Payment Terms

**Payment Terms:** T/T, PayPal, Alipay, WeChat

▲ Please contact our salesmen for specific payment information.

#### 3.2. 095000-5480 Common Rail Diesel Injector Main Sales Markets

**Common Rail Diesel Injector Main Sales Markets:** Asia, Europe, North America, South America, Africa etc.

#### 3.3. 095000-5480 Common Rail Diesel Injector Declaration Requirements

We can assist customers to provide the following documents for import customs clearance: contract, invoice, packing list, bill of lading, insurance policy, certificate of origin, etc.

#### 3.4. 095000-5480 Common Rail Diesel Injector Shipping Ways

**Destination in China Areas:** SF Express, Debon Express, the corresponding logistics company can be provided according to customer requirements in special cases.

**Destinations Out of China's Areas:** DHL, UPS, FedEx, TNT air, ocean or other shipping methods required by customers.

#### 3.5. 095000-5480 Common Rail Diesel Injector Lead time

**Lead Time:** Send out within 3 – 7 working days after receiving payment (Except for special products and

special cases).

### 3.6. 095000-5480 Common Rail Diesel Injector Logistics Time for Destination Out of China's Areas

**DHL Logistics Time :**

Country or Region of Departure	Hong Kong, China	Other Countries or Regions of Asia	Australia and New Zealand	Europe	America	Other Countries
China's Mainland	7 Days	7 Days	8 Days	8 Days	8-12 Days	7-10 Days

**UPS Logistics Time: Country or Region of Departure: China's Mainland**

Country of Destination	Estimated Arrival Time	Country of Destination	Estimated Arrival Time	Country of Destination	Estimated Arrival Time
Japan	3 Days	UK	5-7 Days	Egypt	5-7 Days
Turkey	5-7 Days	Singapore	3 Days	Switzerland	5-7 Days
Bahrain	5-7 Days	Latvia	7-10 Days	New Zealand	7-10 Days
Sri Lanka	5-7 Days	Thailand	3 Days	Austria	5-7 Days
Romania	5-7 Days	Vietnam	3-5 Days	Estonia	5-7 Days
Malaysia	3-5 Days	Israel	5-7 Days	Mexico	7-10 Days
France	5-7 Days	America	5-7 Days	United Arab Emirates	5-7 Days
Italy	5-7 Days	Netherlands	5-7 Days	Bengal	7-10 Days
Lebanon	5-7 Days	Philippine	3-5 Days	Greece	7-10 Days
South Korea	3 Days	Spain	5-7 Days	Myanmar	5-7 Days
Canada	5-7 Days	Germany	5-7 Days	Saudi Arabia	7-10 Days
Portugal	5-7 Days	Australia	5-7 Days	South Africa	7-10 Days
Denmark	5-7 Days	Belgium	5-7 Days	Ukraine	7-10 Days
India	7-10 Days	Qatar	7-10 Days	Poland	5-7 Days
Indonesia	3-5 Days	Morocco	7-10 Days	Pakistan	7-10 Days
Kuwait	7-10 Days	/	/	/	/

⚠ The logistics time is for reference only and is subject to the actual arrival.

### 3.7. 095000-5480 Common Rail Diesel Injector Packing

**Domestic Express Packaging:** Usually wrapped in waterproof scotch tape.

**International Express Packaging:** Wrapped with waterproof yellow tape after wrapping the black protective.

**Pallet Shipping:** Use fumigation free and recycling trays that meet export requirements, and use white wrapping protective film to wrap and bind with cable ties for the outside, also, the products can be packaged according to customers' requirements.

⚠ The packing tray is made of plastic and can be recycled.

⚠ Transparent tape, yellow tape, black wrapping protective film, white wrapping protective film are non-degradable materials, please dispose of them properly.

⚠ Minors are prohibited from using transparent tape, yellow tape, black wrapping protective film, and white wrapping protective film to avoid personal injury.

No.	1	2	3
Image			
Name	Domestic Express Packaging	International Express Packaging	Pallet Shipping
Description	Wrapped by transparent tape	Wrapped with yellow tape after wrapping black protective film	Use pallet that meet export requirements, and use white wrapping protective film to wrap and bind with cable ties


#### 4. Company Information




Pic No. 5

##### 4.1. Company Introduction

 **Mob Phone/WeChat:** +86-13410541523

 **HK Telephone:** +852-67653519

 **Telephone:** +86-755-23215133

 **Shenzhen Office:** 11-12, Floor 14, Building 13, Qinchengda Building, Exit A, Honglang North Subway Station, Bao'an District, Shenzhen, China's Mainland



📍 **Shenzhen Office:** Exit C, Qiao Touxu Metro Station, NO. 66 Chongqing Road, Fuhai Avenue, Bao'an District, Shenzhen, China Mainland

📍 **Hong Kong Office:** Jianfa Street Industrial Zone, Tuen Mun, New Territories, Hong Kong, China

📍 **After-sales Service Address:** Please contact our salesmen to obtain and provide the corresponding product maintenance reasons (Reference: [1.9. 095000-5480 Common Rail Diesel Injector Warranty Instructions](#).)

#### 4.2. Contact Information

Name	WeChat/ WhatsApp
Ruby	+86-13410541523

#### 5. Copyright Statement

The entirety of the material presented on this file “[095000-5480 Common Rail Diesel Injector Technical File](#)”, encompassing but not restricted to text, graphics, logos, icons, images, and video clips, is owned by Shenzhen Shumatt Technology Co., Ltd. along with its content providers.

This material is safeguarded under the robust legal framework of the People's Republic of China and the related international conventions. The “[095000-5480 Common Rail Diesel Injector Technical File](#)” provided on our website may serve as a reference for visitors. However, it must be noted that any utilization of this content beyond the scope of reference, specifically reproduction, alteration, distribution, transmission, republishing, display, or any form of exhibition, is strictly forbidden without the direct written consent from Shenzhen Shumatt Technology Co., Ltd.

Engaging in unauthorized use of copyrighted material found on this website may lead to a breach of copyright laws. Shenzhen Shumatt Technology Co., Ltd. holds intellectual property rights in high regard and expects the same level of respect from its users. Shumatt reserves the right to initiate legal proceedings and, depending on the severity of the situation, deactivate or terminate the accounts of users who are identified as repeat copyright infringers.